



Do not dispose of in your household waste bin. This product and its batteries must be disposed of separately at your local waste recycling centre.



NOTE TO UK Consumers:

hasbrogames.com



101 1824501

TM and ® denote US Trademarks.

The CRANIUM name and logo as well as all other distinctive names and elements of the game and its components are trademarks of Cranium, Inc. ©2010 Cranium, Inc. Distributed by Hasbro, Inc., Pawtucket, RI 02862. All Rights Reserved. HASBRO and its logo and the SCRIBBLISH name and logo are trademarks of Hasbro and are used with permission. ©2010 Hasbro. All Rights Reserved.

telephone our helpline on 00 800 2242 7276.

We will be happy to hear your questions or comments about this game. US consumers please write to: Hasbro Games, Consumer Affairs Dept., P.O. Box 200, Pawtucket, RI 02862 USA. Tel: 888-836-7026 (toll free). European consumers please write to: Hasbro UK Ltd., Hasbro Consumer Affairs, P.O. BOX 43, Caswell Way, Newport, Wales, NP19 4YD, or

Welcome to



# Scribblish!

4 - 6 PLAYERS/AGES 8+ Contents: 6 scrolls, 60 cards, 12 tokens, timer, die, and paper

## OBJECT OF THE GAME

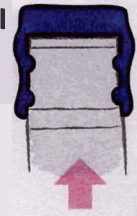
Score the most points by drawing pictures, writing captions, and guessing which one was yours to start with!

## GET READY

- 1 Set out the cards, die, and timer.

Each player gets a sheet of paper, a scroll, one Mine token, and one Funny token. Each player will also need a pencil or pen (not included).

- Slide the paper into the scroll until the dotted line reaches the top of the scroll. →



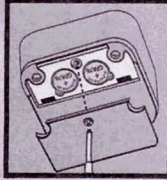
- Each player draws a card. You can look at it, but don't show it to anyone else. Now you're ready to play!

## CAUTION:

1. As with all small batteries, the batteries used with this product should be kept away from small children who still put things in their mouths. If they are swallowed, promptly see a doctor and have the doctor phone (202) 625-3333 collect. If you reside outside the United States, have the doctor call your local poison control center.
2. Always follow the instructions carefully. Use only batteries specified and be sure to insert them correctly by matching the + and - polarity markings.
3. Do not mix old batteries and new batteries or standard (carbon-zinc) with alkaline batteries.
4. Remove exhausted or dead batteries from the product.
5. Remove batteries if product is not to be played with for a long time.
6. Do not short-circuit the supply terminals.
7. Should this product cause, or be affected by, local electrical interference, move it away from other electrical equipment. Reset (switching off and back on again or removing and re-inserting batteries) if necessary.
8. RECHARGEABLE BATTERIES: Do not mix these with any other types of batteries. Always remove from the product before recharging. Recharge batteries under adult supervision. DO NOT RECHARGE OTHER TYPES OF BATTERIES.

**X2**  
A76 or LR44 Alkaline  
BATTERIES INCLUDED

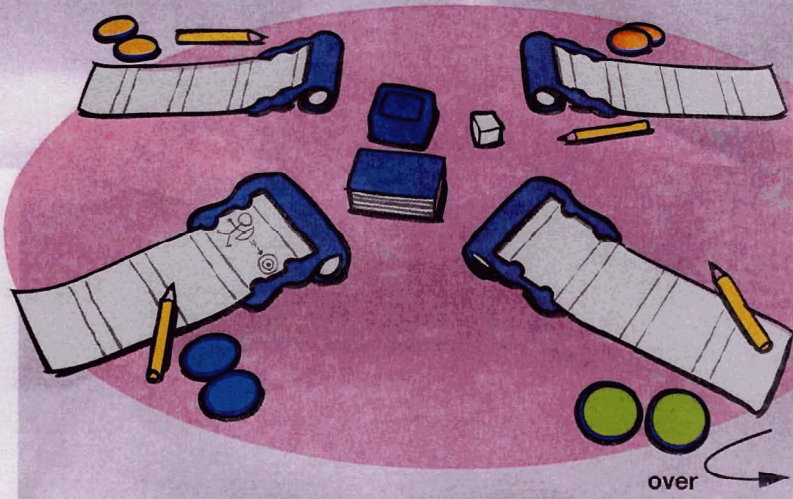
Replace with 2 x 1.5V "A76" or LR44 size alkaline batteries. Phillips/cross head screwdriver (not included) needed to replace batteries.



**IMPORTANT: BATTERY INFORMATION**

To remove the plastic tab from the timer battery compartment, pull it gently. If this doesn't work, loosen the screw on the battery door, pull out the plastic tab, and tighten the screw.

**TO REPLACE BATTERIES:** Loosen the screw on the battery compartment, and remove the door, making sure to align the + and - symbols with the markings in the plastic. Replace the door and tighten the screw.



# HOW TO PLAY

EVERYONE PLAYS AT THE SAME TIME

1 Pick one of the captions\* from your card and write it at the top of your paper.

2 Start the timer and draw a picture to go with your caption.

3 When time runs out, slide the paper into the scroll so that your drawing and caption are hidden.

4 Roll the die and pass your scrolls according to what is on the die:

1R Pass the scroll to the player to your right

1L Pass to the player to your left

2R Pass two players to your right

2L Pass two players to your left

S Scramble! Put all the scrolls in the middle of the table, scramble them, and pull one out.

5 Holding your new scroll, pull the paper out of the scroll just enough to see the drawing, but not the caption! (If you've gotten the scroll you just had, swap with another player.)

\* A caption is a short sentence that tells a story about a picture.



6 Start the timer and create your own caption for the drawing.

7 When time runs out, slide the paper back into the scroll so that only your caption is showing. (If everyone is done before time runs out you can press the button again to stop the timer.)


8 Roll the die and pass the scroll.

9 Keep alternating captions and pictures until you come to the end of the paper.

10 Place the scrolls face down in the center of the table and scramble them. (Make sure only the last drawing is showing on your scroll.)

## SCORING

1 Turn over the scrolls and line them up next to each other so all players can see them.



2 Guess which drawing started with your original caption, and take turns placing your card and Mine token next to it as you read your caption aloud. (It's okay if more than one person chooses the same drawing.)



3 Once everyone has guessed, take the papers out of the scrolls one at a time to reveal whose is whose. Keep your Mine token if you guessed correctly; otherwise it goes back in the box.

4 Take turns placing your Funny token next to the caption or picture you think is the funniest and explaining why you picked it. (You can't choose your own.) The player who drew or wrote it takes the token.

## How To Win

The player with the most tokens is the winner!